

Scaled data based on original data using  
LM-79-08 Approved Method: Electrical and Photometric Measurements of Solid-  
State Lighting Products

Test Report Prepared for  
Cooper Lighting Solutions  
(formerly Eaton)

Brand: McGRAW-EDISON

Report Number: P386330

Luminaire Tested: **GWC-SA2A-727-U-SL3-HSS**

Issue Date: 3/3/2020

**Test Information**

Test Method: LM-79-08  
Report Number: P386330  
TEST IS SCALED FROM IESNA LM-79-08 TEST DATA (G2-1903-205-23)  
Test Lab: INNOVATION CENTER  
Issue Date: 3/3/2020  
Manufacturer: COOPER LIGHTING SOLUTIONS (FORMERLY EATON)  
Product Line: MCGRAW-EDISON  
Catalog Number: GWC-SA2A-727-U-SL3-HSS  
Description: GALLEON WALL LUMINAIRE  
(2) 70 CRI, 2700K, 615mA LIGHTSQUARES WITH 16 LEDS EACH AND TYPE III  
SPILL LIGHT ELIMINATOR OPTICS WITH HOUSE SIDE SHIELD  
Light Source: -  
Ballast/Driver: ELECTRONIC DRIVER

**Summary**

Lumens per Lamp: N/A  
Luminaire Lumens: 6948 lumens  
Efficiency: N/A  
Efficacy: 105.3 lumens/watt  
Luminous Opening: Rectangular (W 1' x L: 0.5' x H: 0')  
IES Classification: Type III - Medium  
BUG Rating: B1 - U0 - G2

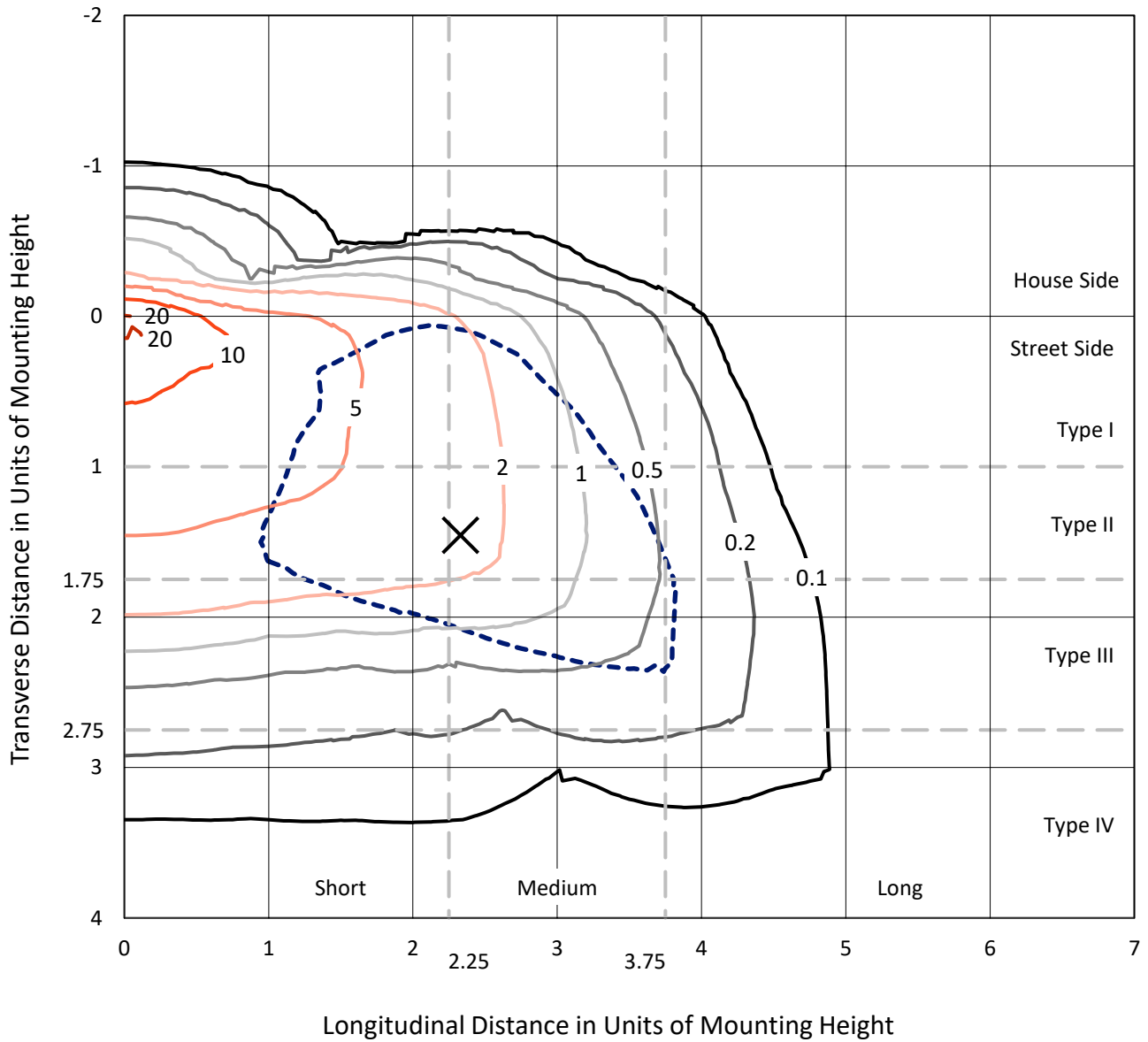
Input Watts (W): 66  
Input Voltage (V): NR  
Input Current (Ain): NR  
Voltage Rise (V): NR  
Power Factor: NR  
Total Harmonic Distortion (THDi): NR  
Frequency (hertz): 60  
Stabilization Time: NR  
Operation Time: NR  
Ambient Temperature (°C): NR  
Test Distance: 24 FT



REPORT NUMBER: P386330  
 CATALOG NUMBER: GWC-SA2A-727-U-SL3-HSS

### Iso-Footcandle Lines of Horizontal Illumination

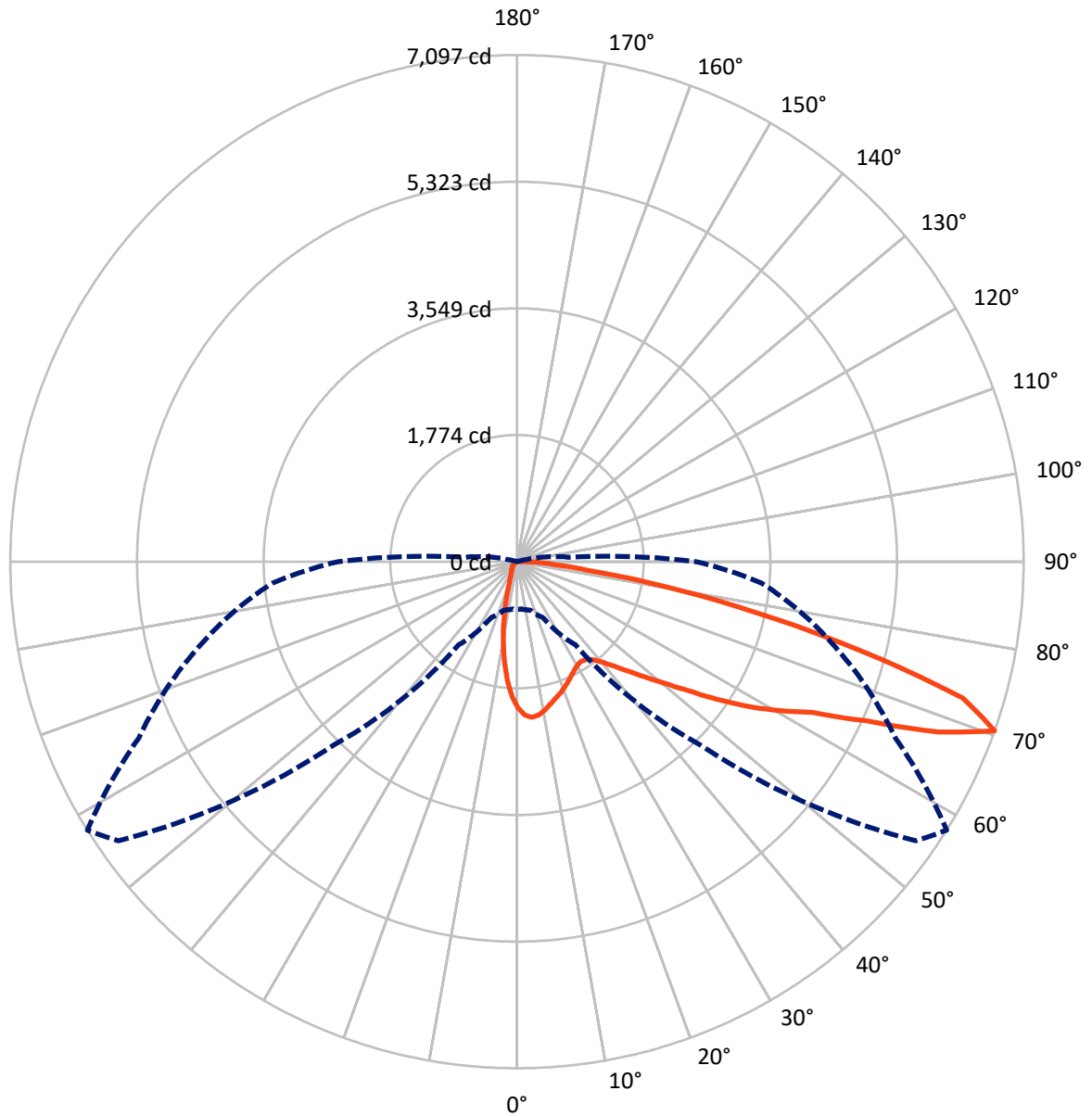
✕ Max cd  
 - - - 1/2 Max cd



Based on 10 foot mounting height. Maximum calculated value = 20.8 fc  
 Type III - Medium - N/A

REPORT NUMBER: P386330  
CATALOG NUMBER: GWC-SA2A-727-U-SL3-HSS

### Luminous Intensity Polar Plot



— Vertical Plane Through 58-Deg Lateral    - - - Horizontal Cone Through 70-Deg Vertical

REPORT NUMBER: P386330

CATALOG NUMBER: GWC-SA2A-727-U-SL3-HSS

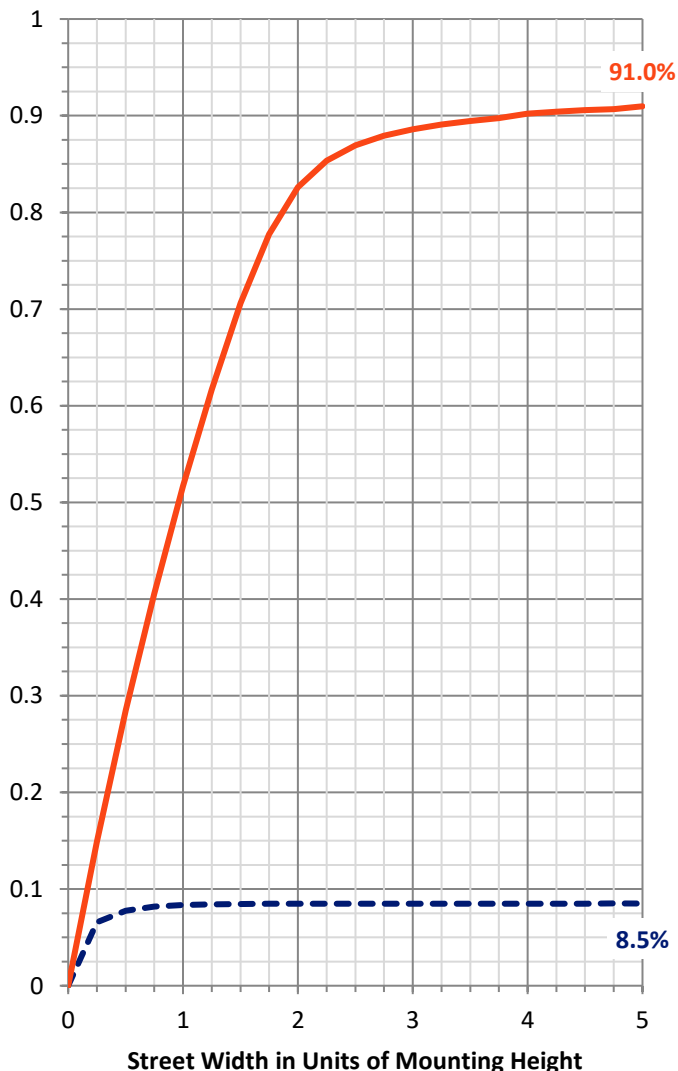
**FLUX DISTRIBUTION:**

		Downward	Upward	Total
<b>House Side</b>	Lumens	594.6	0.0	594.6
	% Fixture	8.6	0.0	8.6
<b>Street Side</b>	Lumens	6353.4	0.0	6353.4
	% Fixture	91.4	0.0	91.4
<b>Total</b>	Lumens	6948.0	0.0	6948.0
	% Fixture	100.0	0.0	100.0

**ZONAL LUMENS:**

Zone	Lumens	% Fixture
0°-10°	167.8	2.4
10°-20°	352.2	5.1
20°-30°	463.1	6.7
30°-40°	613.3	8.8
40°-50°	916.7	13.2
50°-60°	1468.5	21.1
60°-70°	1851.0	26.6
70°-80°	998.4	14.4
80°-90°	116.9	1.7
90°-100°	0.0	0.0
100°-110°	0.0	0.0
110°-120°	0.0	0.0
120°-130°	0.0	0.0
130°-140°	0.0	0.0
140°-150°	0.0	0.0
150°-160°	0.0	0.0
160°-170°	0.0	0.0
170°-180°	0.0	0.0
0°-90°	6948.0	100.0
0°-180°	6948.0	100.0

**Coefficient of Utilization**



REPORT NUMBER: P386330

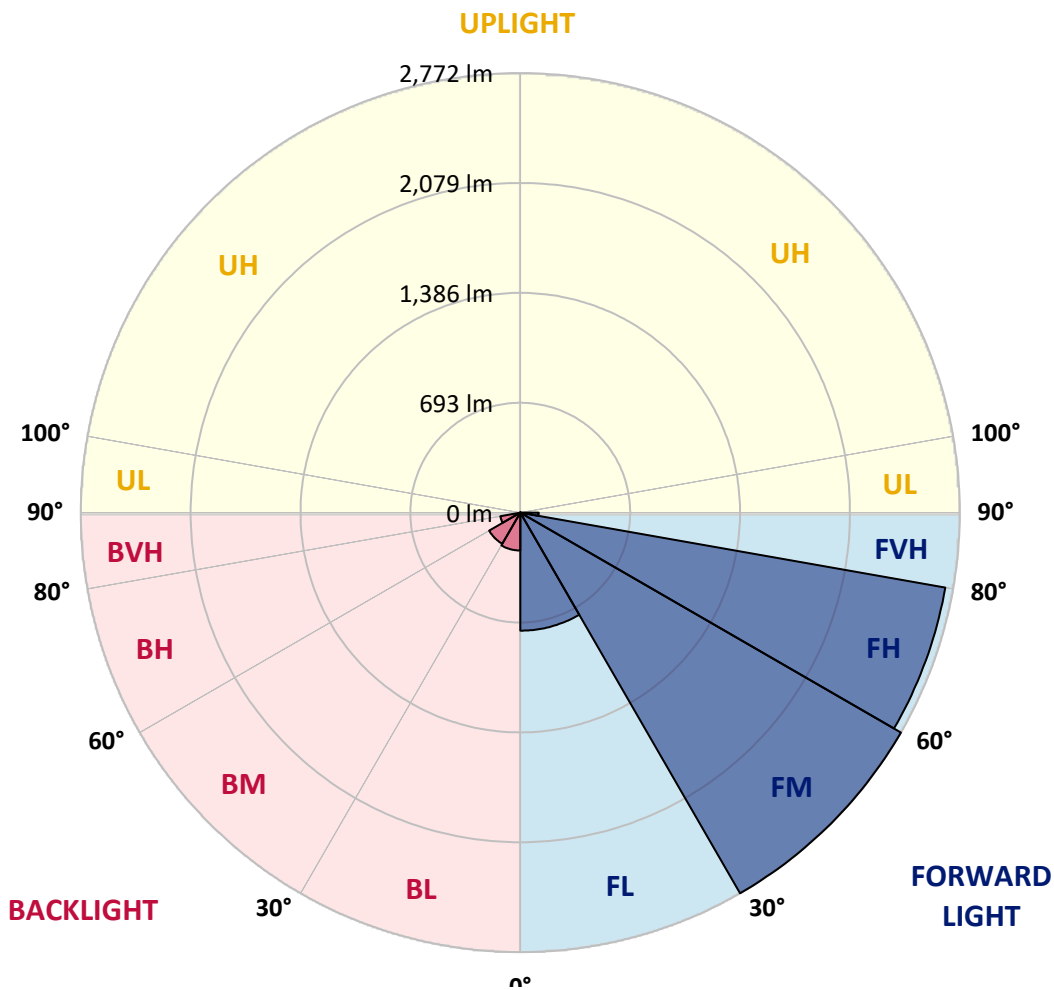
CATALOG NUMBER: GWC-SA2A-727-U-SL3-HSS

**LUMINAIRE CLASSIFICATION SYSTEM LUMEN TABLE AND BUG RATING:**

Zone	Lumens	% Fixture	Zone Rating/Lumen Limit		
			B	U	G
FL (0°-30°)	744.3	10.7			
FM (30°-60°)	2771.7	39.9			
FH (60°-80°)	2721.6	39.2			G2/5000
FVH (80°-90°)	115.9	1.7			G2/225
BL (0°-30°)	238.9	3.4	B1/500		
BM (30°-60°)	226.8	3.3	B1/1000		
BH (60°-80°)	127.9	1.8	B1/500		G1/500
BVH (80°-90°)	1.0	0.0			G0/10
UL (90°-100°)	0.0	0.0		U0/0	
UH (100°-180°)	0.0	0.0		U0/0	

**BUG Rating: B1-U0-G2**

Type III Medium





REPORT NUMBER: P386330

CATALOG NUMBER: GWC-SA2A-727-U-SL3-HSS

**CANDELA DISTRIBUTION (FULL):**

	0°	5°	15°	25°	35°	45°	55°	58°	65°	75°	85°
0°	2052.4	2052.4	2052.4	2052.4	2052.4	2052.4	2052.4	2052.4	2052.4	2052.4	2052.4
2.5°	2222.6	2217.1	2215.1	2211.6	2198.3	2185.3	2159.6	2152.4	2136.2	2097.8	2057.0
5°	2224.3	2224.0	2230.1	2228.6	2224.0	2218.0	2199.5	2189.9	2162.5	2107.6	2033.0
7.5°	2117.1	2122.6	2136.2	2147.2	2159.9	2176.3	2178.7	2169.4	2146.9	2087.7	1988.8
10°	1973.2	1981.9	2001.0	2022.6	2055.9	2088.8	2118.3	2117.1	2109.3	2051.0	1935.7
12.5°	1829.1	1839.2	1861.1	1893.2	1940.3	1994.0	2046.6	2053.9	2066.9	2018.0	1886.6
15°	1702.8	1711.5	1733.2	1772.5	1830.8	1903.0	1980.2	1993.5	2027.0	1992.3	1845.5
17.5°	1595.6	1601.1	1617.0	1660.6	1728.3	1815.8	1916.0	1942.0	1992.0	1972.1	1810.0
20°	1520.8	1521.7	1532.1	1562.7	1630.3	1728.3	1849.6	1886.9	1955.0	1954.8	1773.3
22.5°	1483.8	1480.9	1483.0	1500.6	1550.3	1644.8	1783.1	1827.3	1921.8	1940.0	1736.1
25°	1476.9	1474.6	1468.8	1471.1	1501.2	1571.7	1716.1	1767.3	1892.6	1931.1	1703.7
27.5°	1498.6	1500.9	1491.1	1480.7	1483.0	1524.3	1656.6	1715.8	1868.9	1931.1	1680.9
30°	1542.2	1543.3	1536.1	1522.5	1504.3	1511.0	1615.3	1674.5	1857.1	1944.4	1666.4
32.5°	1590.4	1596.8	1595.9	1585.0	1559.0	1532.1	1605.5	1659.5	1856.2	1973.8	1665.0
35°	1650.2	1657.5	1669.6	1667.3	1640.1	1595.9	1639.0	1681.4	1873.3	2022.4	1680.6
37.5°	1713.8	1724.8	1750.8	1763.2	1745.6	1695.6	1714.1	1744.4	1918.9	2100.9	1720.2
40°	1775.3	1787.8	1835.1	1884.0	1870.7	1819.3	1827.9	1852.2	2000.1	2213.9	1795.3
42.5°	1835.7	1854.2	1923.8	2004.2	2020.0	1979.0	1983.6	2003.0	2120.6	2369.3	1918.1
45°	1908.0	1928.8	2031.9	2131.0	2173.5	2155.5	2175.2	2187.9	2278.0	2574.8	2083.6
47.5°	2014.0	2038.0	2164.5	2277.5	2352.0	2363.6	2403.1	2411.5	2477.1	2814.0	2299.4
50°	2220.8	2227.5	2341.9	2444.5	2551.9	2621.3	2666.3	2672.7	2718.1	3075.4	2569.0
52.5°	2481.1	2485.5	2550.2	2619.0	2741.2	2882.7	2988.2	2997.1	3006.7	3330.2	2835.1
55°	2739.7	2739.1	2781.9	2822.3	2962.2	3167.9	3396.7	3402.2	3333.7	3572.1	3038.5
57.5°	2901.2	2916.8	2981.8	3033.8	3229.1	3492.9	3810.4	3830.6	3677.2	3751.2	3239.5
60°	2849.8	2857.3	3001.5	3193.9	3561.7	3954.9	4229.0	4234.2	3935.5	3930.0	3493.8
62.5°	2428.0	2432.0	2658.5	3055.2	3730.1	4554.1	4734.1	4649.4	4232.5	4178.2	3798.0
65°	1664.1	1690.4	1879.6	2369.9	3420.7	4929.9	5515.8	5375.7	4685.2	4535.9	4073.0
67.5°	980.0	974.5	1068.1	1429.2	2512.3	4680.3	6504.8	6365.5	5302.6	4775.4	3992.4
70°	669.4	665.6	701.5	865.3	1418.3	3630.7	6815.9	7097.0	5847.8	4614.2	3436.0
72.5°	477.9	479.9	532.7	672.3	890.4	2115.4	5861.4	6526.7	5677.1	4022.5	2611.7
75°	324.4	329.9	405.6	551.5	780.6	1076.2	4159.4	4961.4	4622.8	2923.5	1501.2
77.5°	174.5	180.6	269.8	444.3	705.8	747.7	2675.6	3414.6	2903.8	1314.2	435.1
80°	72.8	76.3	126.3	323.0	609.9	656.7	1574.3	2070.6	1237.4	259.2	97.1
82.5°	31.5	33.2	52.6	192.7	455.9	554.4	833.5	996.2	375.0	56.9	48.8
85°	6.1	6.4	21.7	102.0	290.9	312.9	540.3	529.6	168.4	24.6	35.5
87.5°	0.0	0.0	5.2	32.1	85.5	170.5	329.6	325.6	57.2	11.8	13.3
90°	0.0	0.0	0.0	0.0	0.0	0.0	0.0	0.0	0.0	0.0	0.0



REPORT NUMBER: P386330  
 CATALOG NUMBER: GWC-SA2A-727-U-SL3-HSS

**CANDELA DISTRIBUTION (continued):**

	90°	95°	105°	115°	125°	135°	145°	155°	165°	175°	180°
0°	2052.4	2052.4	2052.4	2052.4	2052.4	2052.4	2052.4	2052.4	2052.4	2052.4	2052.4
2.5°	2036.2	2016.3	1974.4	1922.7	1883.1	1839.5	1804.8	1760.9	1741.8	1742.7	1732.3
5°	1990.6	1949.6	1856.8	1739.8	1649.7	1556.6	1476.6	1396.9	1349.8	1334.5	1320.0
7.5°	1925.3	1860.3	1712.4	1532.1	1379.5	1230.5	1100.7	986.6	914.4	879.1	866.1
10°	1851.6	1760.3	1546.2	1308.8	1090.9	889.3	721.1	574.9	516.6	477.0	466.9
12.5°	1786.9	1663.2	1383.9	1079.7	821.1	577.8	417.5	326.5	286.9	271.3	268.7
15°	1725.9	1572.5	1227.6	872.2	568.6	355.6	265.5	234.6	225.3	222.7	222.7
17.5°	1668.4	1486.1	1074.7	668.0	376.2	249.3	219.9	212.9	210.0	209.7	210.0
20°	1608.4	1399.8	924.5	489.4	262.6	211.2	203.1	199.3	198.5	198.5	198.5
22.5°	1550.9	1313.4	778.3	349.6	210.6	192.7	188.7	186.1	185.2	184.9	184.3
25°	1495.7	1231.3	635.6	247.0	184.9	176.5	173.1	169.6	167.0	165.5	164.7
27.5°	1450.3	1158.2	502.7	198.2	167.0	159.8	155.4	150.2	143.9	141.0	139.8
30°	1414.2	1091.5	387.4	167.3	150.2	143.0	136.4	127.4	118.2	113.3	113.0
32.5°	1385.9	1025.9	294.1	147.9	135.2	126.3	116.7	105.5	94.8	89.3	89.0
35°	1372.0	968.1	224.8	133.8	121.9	110.7	98.8	86.4	76.0	70.8	70.2
37.5°	1381.3	919.3	175.4	121.9	110.7	97.7	83.8	70.8	61.5	56.9	56.6
40°	1415.1	888.1	142.4	111.8	101.1	85.2	70.2	58.1	50.3	46.5	46.2
42.5°	1487.0	876.5	121.6	103.4	91.9	73.7	58.4	48.0	40.7	38.1	37.6
45°	1607.2	893.6	107.5	95.3	82.3	62.7	48.2	39.3	32.9	30.9	30.6
47.5°	1767.3	938.4	97.4	87.5	73.7	52.9	40.2	31.8	26.9	24.8	24.6
50°	1973.5	1009.4	89.0	79.7	65.6	44.8	33.2	25.1	20.8	19.4	19.4
52.5°	2198.0	1094.1	81.5	72.5	57.5	37.3	26.9	19.4	16.5	14.7	14.7
55°	2383.5	1168.1	73.4	67.0	47.7	30.9	20.5	14.7	12.1	11.3	11.3
57.5°	2568.7	1246.9	64.1	57.5	38.1	25.1	15.6	11.0	9.0	8.4	8.4
60°	2808.8	1343.4	55.2	46.8	30.0	19.1	11.6	7.8	6.6	6.4	6.4
62.5°	3072.8	1400.1	47.1	37.6	23.4	14.2	8.4	5.2	4.9	4.9	4.6
65°	3234.3	1320.0	39.6	30.0	18.2	10.7	5.5	3.8	4.3	4.0	3.5
67.5°	3028.3	1033.4	32.4	23.4	14.2	8.1	3.5	2.6	4.6	3.8	2.9
70°	2507.4	723.4	25.1	16.5	11.3	6.9	2.3	1.7	4.9	3.8	2.3
72.5°	1876.5	484.2	19.9	11.0	8.4	6.1	2.0	0.9	4.3	3.2	2.0
75°	1025.3	195.0	15.9	6.9	5.2	4.3	1.4	0.6	2.9	2.3	1.4
77.5°	269.8	51.4	11.6	4.6	2.9	1.7	0.9	0.3	1.4	1.2	0.6
80°	68.8	19.9	7.5	3.2	2.0	0.9	0.0	0.0	0.3	0.0	0.0
82.5°	36.7	8.4	4.6	2.3	1.2	0.0	0.0	0.0	0.0	0.0	0.0
85°	27.7	5.5	2.6	1.4	0.3	0.0	0.0	0.0	0.0	0.0	0.0
87.5°	10.7	1.7	0.9	0.0	0.0	0.0	0.0	0.0	0.0	0.0	0.0
90°	0.0	0.0	0.0	0.0	0.0	0.0	0.0	0.0	0.0	0.0	0.0



Signify Classified - Internal  
Cooper Lighting Solutions Photometric Lab  
1121 Highway 74 South  
Peachtree City, GA 30269

Scaled Data Report



Report Generated By 670245982

Signify Classified - Internal  
Cooper Lighting Solutions Photometric Lab  
1121 Highway 74 South  
Peachtree City, GA 30269

Scaled Data Report



Signify Classified - Internal  
Cooper Lighting Solutions Photometric Lab  
1121 Highway 74 South  
Peachtree City, GA 30269

Scaled Data Report



Signify Classified - Internal  
Cooper Lighting Solutions Photometric Lab  
1121 Highway 74 South  
Peachtree City, GA 30269

Scaled Data Report





--- HS — SS

Signify Classified - Internal  
Cooper Lighting Solutions Photometric Lab  
1121 Highway 74 South  
Peachtree City, GA 30269

Scaled Data Report



u

Signify Classified - Internal  
Cooper Lighting Solutions Photometric Lab  
1121 Highway 74 South  
Peachtree City, GA 30269

Scaled Data Report



Signify Classified - Internal  
Cooper Lighting Solutions Photometric Lab  
1121 Highway 74 South  
Peachtree City, GA 30269

Scaled Data Report



(END OF REPORT)